



Location: CMA1b - Harbour Grand Hotel Boundary Wall

Report on 24-hour TSP monitoring

Action Level ($\mu\text{g}/\text{m}^3$) - 176.7

Limit Level ($\mu\text{g}/\text{m}^3$) - 260

Date	Sampling Time	Weather Condition	Filter paper no.	Filter Weight, g		Elapse Time, hr		Sampling Time, hr	Flow Rate, m^3/min			Total Volume, m^3	TSP Level, $\mu\text{g}/\text{m}^3$
				Initial	Final	Initial	Final		Initial, Q_{si}	Final, Q_{sf}	Average		
2-May-18	8:00	Cloudy	25320	2.6893	2.7727	11732.96	11756.96	24.00	1.14	1.14	1.14	1644	50.7
8-May-18	8:00	Rainy	25441	2.6679	2.7188	11759.96	11783.96	24.00	1.27	1.21	1.24	1785	28.5
14-May-18	8:00	Fine	25582	2.6766	2.7366	11786.96	11810.96	24.00	1.20	1.20	1.20	1733	34.6
19-May-18	8:00	Fine	25624	2.6619	2.7086	11813.96	11837.96	24.00	1.20	1.20	1.20	1730	27.0
25-May-18	8:00	Cloudy	25756	2.6866	2.7476	11840.96	11864.96	24.00	1.20	1.20	1.20	1729	35.3

Report on 1-hour TSP monitoring

Action Level ($\mu\text{g}/\text{m}^3$) - 320.1

Limit Level ($\mu\text{g}/\text{m}^3$) - 500

Date	Sampling Time	Weather Condition	Filter paper no.	Filter Weight, g		Elapse Time, hr		Sampling Time, hr	Flow Rate, m^3/min			Total Volume, m^3	TSP Level, $\mu\text{g}/\text{m}^3$
				Initial	Final	Initial	Final		Initial, Q_{si}	Final, Q_{sf}	Average		
3-May-18	8:50	Cloudy	25469	2.7044	2.7195	11756.96	11757.96	1.00	1.14	1.14	1.14	69	220.1
3-May-18	10:00	Cloudy	25436	2.6774	2.6846	11757.96	11758.96	1.00	1.14	1.14	1.14	69	105.0
3-May-18	13:00	Cloudy	25460	2.7064	2.7140	11758.96	11759.96	1.00	1.14	1.14	1.14	69	110.8
9-May-18	8:50	Rainy	25589	2.6672	2.6731	11783.96	11784.96	1.00	1.21	1.21	1.21	73	81.1
9-May-18	9:58	Rainy	25586	2.7041	2.7087	11784.96	11785.96	1.00	1.21	1.21	1.21	73	63.2
9-May-18	11:00	Rainy	25562	2.6772	2.6807	11785.96	11786.96	1.00	1.21	1.21	1.21	73	48.1
15-May-18	8:45	Fine	25567	2.6871	2.6899	11810.96	11811.96	1.00	1.20	1.20	1.20	72	38.8
15-May-18	10:50	Fine	25651	2.6668	2.6679	11811.96	11812.96	1.00	1.20	1.20	1.20	72	15.2
15-May-18	13:00	Fine	25641	2.6655	2.6665	11812.96	11813.96	1.00	1.20	1.20	1.20	72	13.8
21-May-18	9:30	Fine	25772	2.6775	2.6800	11837.96	11838.96	1.00	1.20	1.20	1.20	72	34.7
21-May-18	13:00	Fine	25768	2.6656	2.6689	11838.96	11839.96	1.00	1.20	1.20	1.20	72	45.7
21-May-18	14:35	Fine	25763	2.6861	2.6882	11839.96	11840.96	1.00	1.20	1.20	1.20	72	29.1
26-May-18	13:00	Cloudy	25709	2.6839	2.6868	11864.96	11865.96	1.00	1.20	1.20	1.20	72	40.3
26-May-18	14:05	Cloudy	25727	2.6765	2.6833	11865.96	11866.96	1.00	1.20	1.20	1.20	72	94.5
26-May-18	15:10	Cloudy	25716	2.6660	2.6692	11866.96	11867.96	1.00	1.20	1.20	1.20	72	44.5

Location: CMA2a - Causeway Bay Community Centre

Report on 24-hour TSP monitoring
Action Level ($\mu\text{g}/\text{m}^3$) - 169.5
Limit Level ($\mu\text{g}/\text{m}^3$) - 260

Date	Sampling Time	Weather Condition	Filter paper no.	Filter Weight, g		Elapse Time, hr		Sampling Time, hr	Flow Rate, m^3/min			Total Volume, m^3	TSP Level, $\mu\text{g}/\text{m}^3$
				Initial	Final	Initial	Final		Initial, Q_{si}	Final, Q_{sf}	Average		
2-May-18	8:00	Cloudy	25282	2.6589	2.7640	21259.30	21283.30	24.00	1.07	1.07	1.07	1537	68.4
8-May-18	8:00	Rainy	25440	2.6952	2.7895	21286.30	21310.30	24.00	1.24	1.24	1.24	1783	52.9
14-May-18	8:00	Fine	25566	2.6761	2.7872	21313.30	21337.30	24.00	1.23	1.23	1.23	1773	62.7
19-May-18	8:00	Fine	25625	2.6601	2.7518	21340.30	21364.30	24.00	1.18	1.18	1.18	1695	54.1
26-May-18	16:43	Cloudy	25718	2.6692	2.7414	21369.43	21393.43	24.00	1.18	1.18	1.18	1695	42.6

Remarks: Due to interruption of electricity, the 24hr TSP was rescheduled from 25 May 2018 to 26 May 2018.

Report on 1-hour TSP monitoring
Action Level ($\mu\text{g}/\text{m}^3$) - 323.4
Limit Level ($\mu\text{g}/\text{m}^3$) - 500

Date	Sampling Time	Weather Condition	Filter paper no.	Filter Weight, g		Elapse Time, hr		Sampling Time, hr	Flow Rate, m^3/min			Total Volume, m^3	TSP Level, $\mu\text{g}/\text{m}^3$
				Initial	Final	Initial	Final		Initial, Q_{si}	Final, Q_{sf}	Average		
3-May-18	8:45	Cloudy	25432	2.6889	2.6990	21283.30	21284.30	1.00	1.12	1.12	1.12	67	150.0
3-May-18	10:10	Cloudy	25435	2.6692	2.6800	21284.30	21285.30	1.00	1.18	1.18	1.18	71	153.1
3-May-18	13:00	Cloudy	25461	2.6941	2.7029	21285.30	21286.30	1.00	1.18	1.18	1.18	71	124.7
9-May-18	8:02	Rainy	25552	2.6724	2.6795	21310.30	21311.30	1.00	1.19	1.19	1.19	71	99.7
9-May-18	10:08	Rainy	25556	2.6688	2.6733	21311.30	21312.30	1.00	1.29	1.29	1.29	77	58.1
9-May-18	13:00	Rainy	25561	2.6852	2.6885	21312.30	21313.30	1.00	1.29	1.29	1.29	77	42.6
15-May-18	8:50	Fine	25546	2.6782	2.6818	21337.30	21338.30	1.00	1.28	1.28	1.28	77	46.8
15-May-18	10:54	Fine	25650	2.6753	2.6790	21338.30	21339.30	1.00	1.28	1.28	1.28	77	48.1
15-May-18	13:00	Fine	25640	2.6706	2.6735	21339.30	21340.30	1.00	1.28	1.28	1.28	77	37.7
21-May-15	9:26	Fine	25740	2.6666	2.6724	21364.30	21365.30	1.00	1.28	1.28	1.28	77	75.5
21-May-18	13:00	Fine	25746	2.6782	2.6815	21365.30	21366.30	1.00	1.28	1.28	1.28	77	42.9
21-May-18	14:49	Fine	25764	2.6549	2.6586	21366.30	21367.30	1.00	1.28	1.28	1.28	77	48.1
26-May-18	13:00	Cloudy	25708	2.6861	2.7314	21366.43	21367.43	1.00	1.74	1.74	1.74	104	433.9
26-May-18	14:12	Cloudy	25712	2.6570	2.6713	21367.43	21368.43	1.00	1.28	1.28	1.28	77	186.4
26-May-18	15:16	Cloudy	25715	2.6645	2.6678	21368.43	21369.43	1.00	1.25	1.28	1.27	76	43.5



Location: CMA3a - CWB PRE Site Office Area

Report on 24-hour TSP monitoring

Action Level ($\mu\text{g}/\text{m}^3$) - 171

Limit Level ($\mu\text{g}/\text{m}^3$) - 260

Date	Sampling Time	Weather Condition	Filter paper no.	Filter Weight, g		Elapse Time, hr		Sampling Time, hr	Flow Rate, m^3/min			Total Volume, m^3	TSP Level, $\mu\text{g}/\text{m}^3$
				Initial	Final	Initial	Final		Initial, Q_{si}	Final, Q_{sf}	Average		
2-May-18	8:00	Cloudy	25319	2.6791	2.7733	8753.33	8777.33	24.00	1.03	1.03	1.03	1487	63.3
8-May-18	8:00	Rainy	25456	2.6820	2.7464	8780.33	8804.33	24.00	1.08	1.09	1.09	1564	41.2
14-May-18	8:00	Fine	25565	2.6773	2.7502	8807.33	8831.33	24.00	1.08	1.08	1.08	1550	47.0
19-May-18	8:00	Fine	25622	2.6679	2.7542	8834.33	8858.33	24.00	1.07	1.07	1.07	1545	55.8
25-May-18	8:00	Cloudy	25758	2.6791	2.7403	8861.33	8885.33	24.00	1.07	1.07	1.07	1544	39.6

Report on 1-hour TSP monitoring

Action Level ($\mu\text{g}/\text{m}^3$) - 311.3

Limit Level ($\mu\text{g}/\text{m}^3$) - 500

Date	Sampling Time	Weather Condition	Filter paper no.	Filter Weight, g		Elapse Time, hr		Sampling Time, hr	Flow Rate, m^3/min			Total Volume, m^3	TSP Level, $\mu\text{g}/\text{m}^3$
				Initial	Final	Initial	Final		Initial, Q_{si}	Final, Q_{sf}	Average		
3-May-18	8:35	Cloudy	25470	2.6823	2.6980	8777.33	8778.33	1.00	1.03	1.03	1.03	62	252.9
3-May-18	9:45	Cloudy	25465	2.6879	2.6984	8778.33	8779.33	1.00	1.03	1.03	1.03	62	169.2
3-May-18	10:50	Cloudy	25462	2.6869	2.6928	8779.33	8780.33	1.00	0.90	0.90	0.90	54	109.3
9-May-18	8:35	Rainy	25551	2.6788	2.6833	8804.33	8805.33	1.00	1.09	1.09	1.09	65	69.0
9-May-18	9:50	Rainy	25555	2.6959	2.7006	8805.33	8806.33	1.00	1.09	1.09	1.09	65	72.0
9-May-18	10:52	Rainy	25585	2.6859	2.6911	8806.33	8807.33	1.00	1.09	1.09	1.09	65	79.7
15-May-18	8:30	Fine	25568	2.6671	2.6693	8831.33	8832.33	1.00	1.08	1.08	1.08	65	34.1
15-May-18	10:05	Fine	25653	2.6641	2.6675	8832.33	8833.33	1.00	1.08	1.08	1.08	65	52.7
15-May-18	13:00	Fine	25643	2.6529	2.6539	8833.33	8834.33	1.00	1.08	1.08	1.08	65	15.5
21-May-18	8:55	Fine	25662	2.6498	2.6641	8858.33	8859.33	1.00	1.07	1.07	1.07	64	221.8
21-May-18	13:00	Fine	25769	2.6641	2.6675	8859.33	8860.33	1.00	0.94	0.94	0.94	56	60.2
21-May-18	14:05	Fine	25766	2.6801	2.6812	8860.33	8861.33	1.00	1.07	1.01	1.04	62	17.6
26-May-18	13:00	Cloudy	25732	2.6676	2.6726	8885.33	8886.33	1.00	1.07	1.07	1.07	64	77.8
26-May-18	14:10	Cloudy	25728	2.6836	2.6902	8886.33	8887.33	1.00	1.07	1.07	1.07	64	102.7
26-May-18	15:15	Cloudy	25724	2.6733	2.6828	8887.33	8888.33	1.00	1.07	1.07	1.07	64	147.8

Location: CMA4a - SPCA

Report on 24-hour TSP monitoring

Action Level ($\mu\text{g}/\text{m}^3$) - 171.2

Limit Level ($\mu\text{g}/\text{m}^3$) - 260

Date	Sampling Time	Weather Condition	Filter paper no.	Filter Weight, g		Elapse Time, hr		Sampling Time, hr	Flow Rate, m^3/min			Total Volume, m^3	TSP Level, $\mu\text{g}/\text{m}^3$
				Initial	Final	Initial	Final		Initial, Q_{si}	Final, Q_{sf}	Average		
2-May-18	8:00	Cloudy	25286	2.6732	2.7444	25579.52	25603.52	24.00	0.95	0.96	0.96	1377	51.7
8-May-18	8:00	Rainy	25457	2.6759	2.7453	25606.52	25630.52	24.00	1.14	1.14	1.14	1640	42.3
14-May-18	8:00	Fine	25564	2.6622	2.7064	25633.52	25657.52	24.00	1.13	1.13	1.13	1631	27.1
19-May-18	8:00	Fine	25639	2.6483	2.6916	25660.52	25684.52	24.00	1.13	1.13	1.13	1628	26.6
25-May-18	8:00	Cloudy	25759	2.6576	2.7027	25687.52	25711.52	24.00	1.13	1.13	1.13	1627	27.7

Report on 1-hour TSP monitoring

Action Level ($\mu\text{g}/\text{m}^3$) - 312.5

Limit Level ($\mu\text{g}/\text{m}^3$) - 500

Date	Sampling Time	Weather Condition	Filter paper no.	Filter Weight, g		Elapse Time, hr		Sampling Time, hr	Flow Rate, m^3/min			Total Volume, m^3	TSP Level, $\mu\text{g}/\text{m}^3$
				Initial	Final	Initial	Final		Initial, Q_{si}	Final, Q_{sf}	Average		
3-May-18	8:29	Cloudy	25471	2.6801	2.6879	25603.52	25604.52	1.00	0.96	0.96	0.96	57	135.7
3-May-18	9:46	Cloudy	25466	2.6795	2.6846	25604.52	25605.52	1.00	0.96	0.96	0.96	57	88.7
3-May-18	10:53	Cloudy	25438	2.6815	2.6862	25605.52	25606.52	1.00	0.96	0.96	0.96	57	81.8
9-May-18	8:30	Rainy	25550	2.7013	2.7056	25630.52	25631.52	1.00	1.14	1.14	1.14	68	62.9
9-May-18	9:55	Rainy	25554	2.6721	2.6757	25631.52	25632.52	1.00	1.14	1.14	1.14	68	52.6
9-May-18	10:59	Rainy	25560	2.6831	2.6871	25632.52	25633.52	1.00	1.14	1.14	1.14	68	58.5
15-May-18	8:30	Fine	25569	2.6759	2.6780	25657.52	25658.52	1.00	1.13	1.13	1.13	68	30.9
15-May-18	10:43	Fine	25654	2.6682	2.6705	25658.52	25659.52	1.00	1.13	1.13	1.13	68	33.9
15-May-18	13:00	Fine	25644	2.6611	2.6621	25659.52	25660.52	1.00	1.13	1.13	1.13	68	14.7
21-May-18	9:00	Fine	25663	2.6682	2.6733	25684.52	25685.52	1.00	1.13	1.13	1.13	68	75.1
21-May-18	13:00	Fine	25745	2.6726	2.6755	25685.52	25686.52	1.00	1.13	1.13	1.13	68	42.7
21-May-18	14:04	Fine	25747	2.6596	2.6622	25686.52	25687.52	1.00	1.13	1.13	1.13	68	38.3
26-May-18	13:00	Cloudy	25710	2.6640	2.6667	25711.52	25712.52	1.00	1.13	1.13	1.13	68	39.8
26-May-18	14:04	Cloudy	25729	2.6810	2.6843	25712.52	25713.52	1.00	1.13	1.13	1.13	68	48.7
26-May-18	15:09	Cloudy	25714	2.6644	2.6678	25713.52	25714.52	1.00	1.13	1.13	1.13	68	50.2



Location: CMA5b - Pedestrian Plaza

Report on 24-hour TSP monitoring

Action Level ($\mu\text{g}/\text{m}^3$) - 181

Limit Level ($\mu\text{g}/\text{m}^3$) - 260

Date	Sampling Time	Weather Condition	Filter paper no.	Filter Weight, g		Elapse Time, hr		Sampling Time, hr	Flow Rate, m^3/min			Total Volume, m^3	TSP Level, $\mu\text{g}/\text{m}^3$
				Initial	Final	Initial	Final		Initial, Q_{si}	Final, Q_{sf}	Average		
2-May-18	8:00	Cloudy	25283	2.6759	2.7503	10173.36	10197.36	24.00	1.01	1.01	1.01	1454	51.2
8-May-18	8:00	Rainy	25439	2.6578	2.7503	10200.36	10224.36	24.00	1.02	1.03	1.02	1475	62.7
14-May-18	8:00	Fine	25563	2.6793	2.7312	10227.36	10251.36	24.00	1.02	1.02	1.02	1463	35.5
19-May-18	8:00	Fine	25623	2.6612	2.7300	10254.36	10278.36	24.00	1.01	1.01	1.01	1459	47.2
25-May-18	8:00	Cloudy	25760	2.6675	2.7473	10281.36	10305.36	24.00	1.01	1.01	1.01	1458	54.7

Report on 1-hour TSP monitoring

Action Level ($\mu\text{g}/\text{m}^3$) - 332

Limit Level ($\mu\text{g}/\text{m}^3$) - 500

Date	Sampling Time	Weather Condition	Filter paper no.	Filter Weight, g		Elapse Time, hr		Sampling Time, hr	Flow Rate, m^3/min			Total Volume, m^3	TSP Level, $\mu\text{g}/\text{m}^3$
				Initial	Final	Initial	Final		Initial, Q_{si}	Final, Q_{sf}	Average		
3-May-18	8:07	Cloudy	25124	2.6612	2.6728	10197.36	10198.36	1.00	1.01	1.01	1.01	61	191.2
3-May-18	9:19	Cloudy	25468	2.6875	2.6929	10198.36	10199.36	1.00	1.01	1.01	1.01	61	89.0
3-May-18	10:25	Cloudy	25437	2.6906	2.6996	10199.36	10200.36	1.00	1.01	1.01	1.01	61	148.3
9-May-18	8:11	Rainy	25547	2.6874	2.6929	10224.36	10225.36	1.00	1.03	1.03	1.03	62	89.4
9-May-18	9:35	Rainy	25553	2.6701	2.6774	10225.36	10226.36	1.00	1.03	1.03	1.03	62	118.6
9-May-18	10:39	Rainy	25557	2.6738	2.6797	10226.36	10227.36	1.00	1.03	1.03	1.03	62	95.9
15-May-18	8:02	Fine	25572	2.6573	2.6630	10251.36	10252.36	1.00	1.02	1.02	1.02	61	93.5
15-May-18	9:34	Fine	25545	2.6778	2.6983	10252.36	10253.36	1.00	1.05	1.05	1.05	63	326.1
15-May-18	13:00	Fine	25649	2.6779	2.6821	10253.36	10254.36	1.00	1.02	1.02	1.02	61	68.9
21-May-18	8:03	Fine	25669	2.6779	2.6813	10278.36	10279.36	1.00	1.01	1.01	1.01	61	55.9
21-May-18	9:57	Fine	25741	2.6708	2.6798	10279.36	10280.36	1.00	1.01	1.01	1.01	61	147.9
21-May-18	13:18	Fine	25748	2.6640	2.6699	10280.36	10281.36	1.00	1.01	1.01	1.01	61	96.9
26-May-18	13:00	Cloudy	25711	2.6525	2.6576	10305.36	10306.36	1.00	1.01	1.01	1.01	61	84.1
26-May-18	14:30	Cloudy	25713	2.6812	2.6858	10306.36	10307.36	1.00	1.01	1.01	1.01	61	75.8
26-May-18	15:47	Cloudy	25723	2.6736	2.6827	10307.36	10308.36	1.00	1.01	1.01	1.01	61	150.0



Location: MA1e - International Finance Centre (Eastern Wing)

Report on 24-hour TSP monitoring

Action Level ($\mu\text{g}/\text{m}^3$) - 173.4
Limit Level ($\mu\text{g}/\text{m}^3$) - 260

Date	Sampling Time	Weather Condition	Filter paper no.	Filter Weight, g		Elapse Time, hr		Sampling Time, hr	Flow Rate, m^3/min			Total Volume, m^3	TSP Level, $\mu\text{g}/\text{m}^3$
				Initial	Final	Initial	Final		Initial, Q_{si}	Final, Q_{sf}	Average		
2-May-18	8:00	Cloudy	25315	2.6917	2.7706	22456.99	22480.99	24.00	1.14	1.14	1.14	1638	48.2
8-May-18	8:00	Rainy	25312	2.6688	2.7280	22483.99	22507.99	24.00	1.17	1.18	1.17	1691	35.0
14-May-18	8:00	Fine	25530	2.6821	2.7258	22510.99	22534.99	24.00	1.17	1.12	1.14	1645	26.6
19-May-18	8:00	Fine	25635	2.6666	2.6925	22537.99	22561.99	24.00	1.11	1.11	1.11	1605	16.1
25-May-18	8:00	Cloudy	25753	2.6631	2.6973	22564.99	22588.99	24.00	1.11	1.11	1.11	1604	21.3

Report on 1-hour TSP monitoring

Action Level ($\mu\text{g}/\text{m}^3$) - 325.1
Limit Level ($\mu\text{g}/\text{m}^3$) - 500

Date	Sampling Time	Weather Condition	Filter paper no.	Filter Weight, g		Elapse Time, hr		Sampling Time, hr	Flow Rate, m^3/min			Total Volume, m^3	TSP Level, $\mu\text{g}/\text{m}^3$
				Initial	Final	Initial	Final		Initial, Q_{si}	Final, Q_{sf}	Average		
3-May-18	8:06	Cloudy	25410	2.6646	2.6713	22480.99	22481.99	1.00	1.14	1.14	1.14	68	98.1
3-May-18	10:00	Cloudy	25407	2.6658	2.6710	22481.99	22482.99	1.00	1.14	1.14	1.14	68	76.1
3-May-18	13:00	Cloudy	25404	2.6796	2.6862	22482.99	22483.99	1.00	1.08	1.08	1.08	65	101.5
9-May-18	10:07	Rainy	25538	2.6782	2.6828	22507.99	22508.99	1.00	1.12	1.12	1.12	67	68.2
9-May-18	13:00	Rainy	25535	2.6802	2.6848	22508.99	22509.99	1.00	1.12	1.12	1.12	67	68.2
9-May-18	14:05	Rainy	25532	2.6573	2.6613	22509.99	22510.99	1.00	1.12	1.12	1.12	67	59.3
15-May-18	8:28	Fine	25069	2.6313	2.6323	22534.99	22535.99	1.00	1.12	1.12	1.12	67	14.9
15-May-18	10:17	Fine	25619	2.6886	2.6898	22535.99	22536.99	1.00	1.17	1.17	1.17	70	17.1
15-May-18	13:00	Fine	25646	2.6755	2.6766	22536.99	22537.99	1.00	1.12	1.12	1.12	67	16.4
21-May-18	8:36	Fine	25665	2.6616	2.6658	22561.99	22562.99	1.00	1.12	1.12	1.12	67	62.7
21-May-18	10:46	Fine	25742	2.6538	2.6560	22562.99	22563.99	1.00	1.12	1.12	1.12	67	32.9
21-May-18	13:40	Fine	25767	2.6551	2.6568	22563.99	22564.99	1.00	1.12	1.12	1.12	67	25.4
26-May-18	8:59	Cloudy	25525	2.6749	2.6772	22588.99	22589.99	1.00	1.11	1.11	1.11	67	34.4
26-May-18	10:03	Cloudy	25310	2.6783	2.6802	22589.99	22590.99	1.00	1.11	1.11	1.11	67	28.4
26-May-18	13:00	Cloudy	25307	2.6806	2.6834	22590.99	22591.99	1.00	1.11	1.11	1.11	67	41.9



Location: MA1w - International Finance Centre (Western Wing)

Report on 24-hour TSP monitoring

Action Level ($\mu\text{g}/\text{m}^3$) - 173.4
 Limit Level ($\mu\text{g}/\text{m}^3$) - 260

Date	Sampling Time	Weather Condition	Filter paper no.	Filter Weight, g		Elapse Time, hr		Sampling Time, hr	Flow Rate, m^3/min			Total Volume, m^3	TSP Level, $\mu\text{g}/\text{m}^3$
				Initial	Final	Initial	Final		Initial, Q_{si}	Final, Q_{sf}	Average		
2-May-18	8:00	Cloudy	25313	2.6818	2.7719	22245.86	22269.86	24.00	1.43	1.44	1.43	2065	43.6
8-May-18	8:00	Rainy	25402	2.6626	2.7313	22272.86	22296.86	24.00	1.31	1.32	1.32	1896	36.2
14-May-18	8:00	Fine	25531	2.6782	2.7435	22299.86	22323.86	24.00	1.36	1.36	1.36	1962	33.3
19-May-18	8:00	Fine	25634	2.6637	2.7472	22326.86	22350.86	24.00	1.41	1.41	1.41	2036	41.0
25-May-18	8:00	Cloudy	25752	2.6784	2.7305	22353.86	22377.86	24.00	1.36	1.36	1.36	1957	26.6

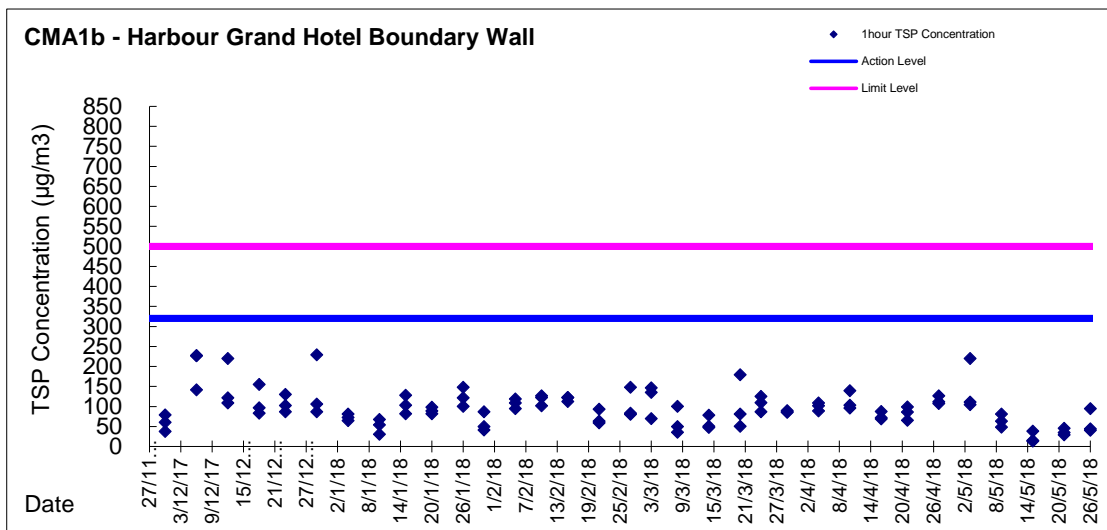
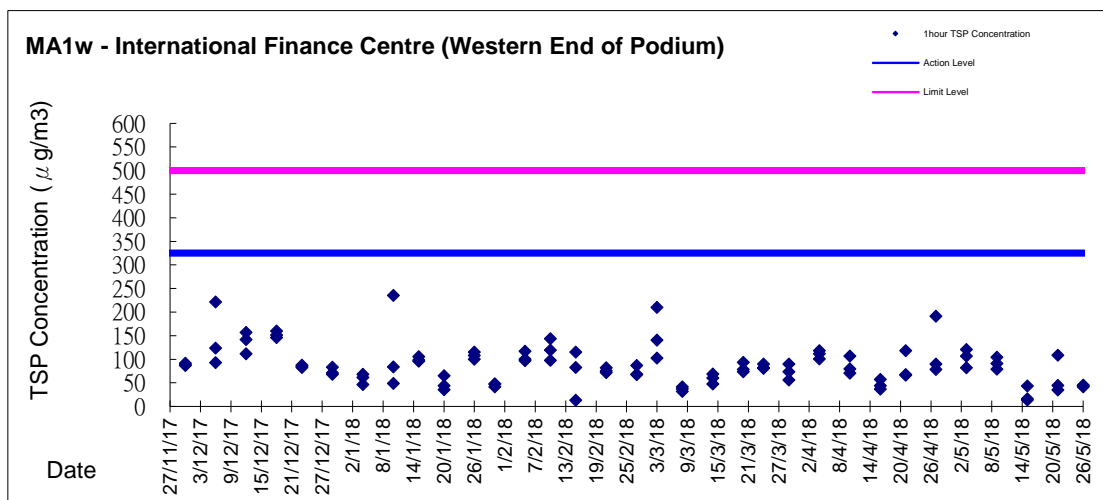
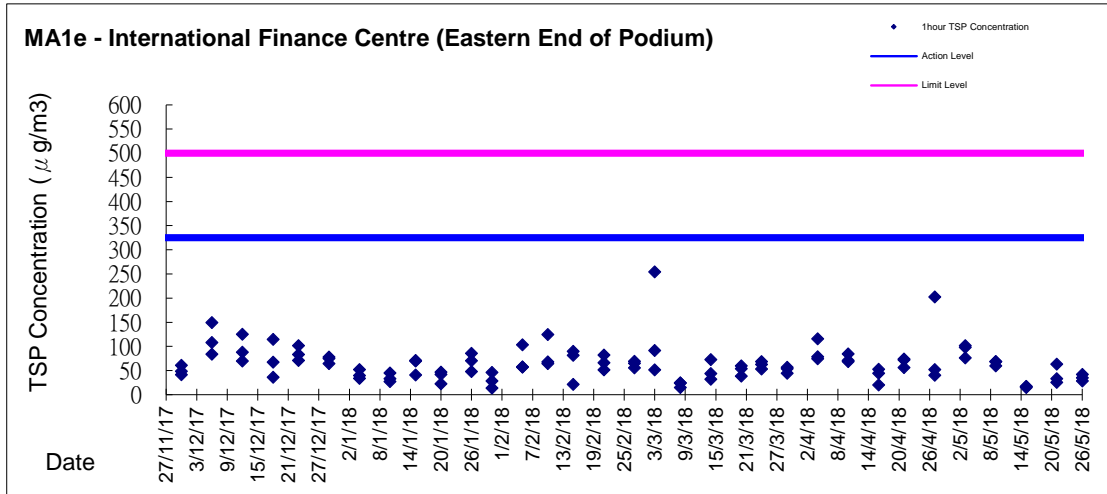
Report on 1-hour TSP monitoring

Action Level ($\mu\text{g}/\text{m}^3$) - 325.1
 Limit Level ($\mu\text{g}/\text{m}^3$) - 500

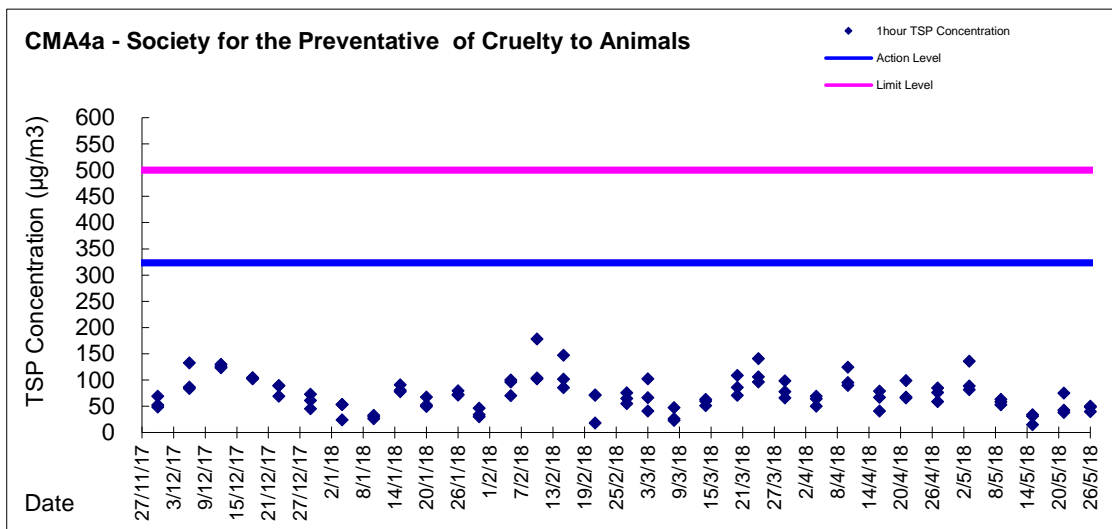
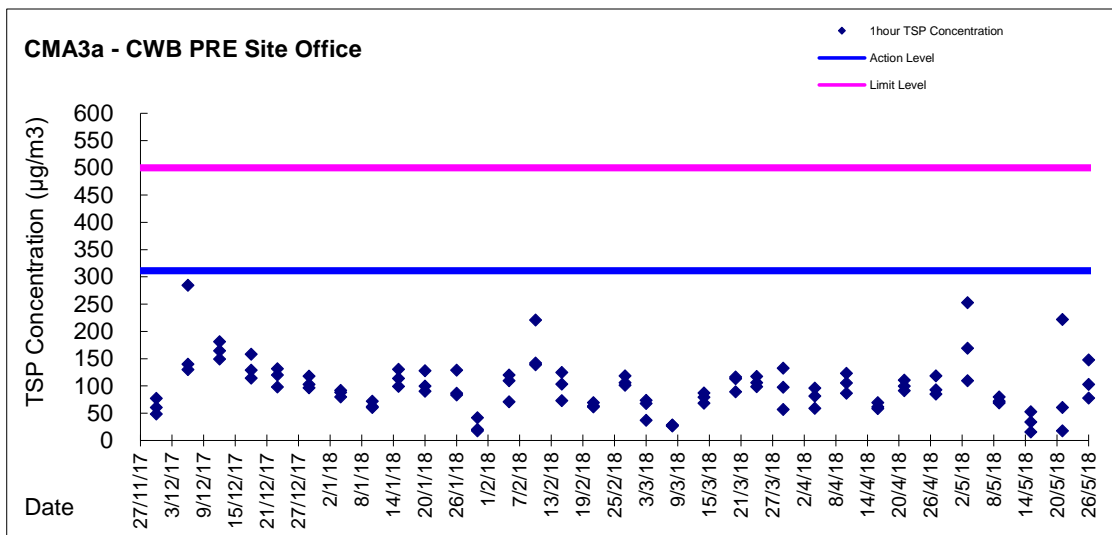
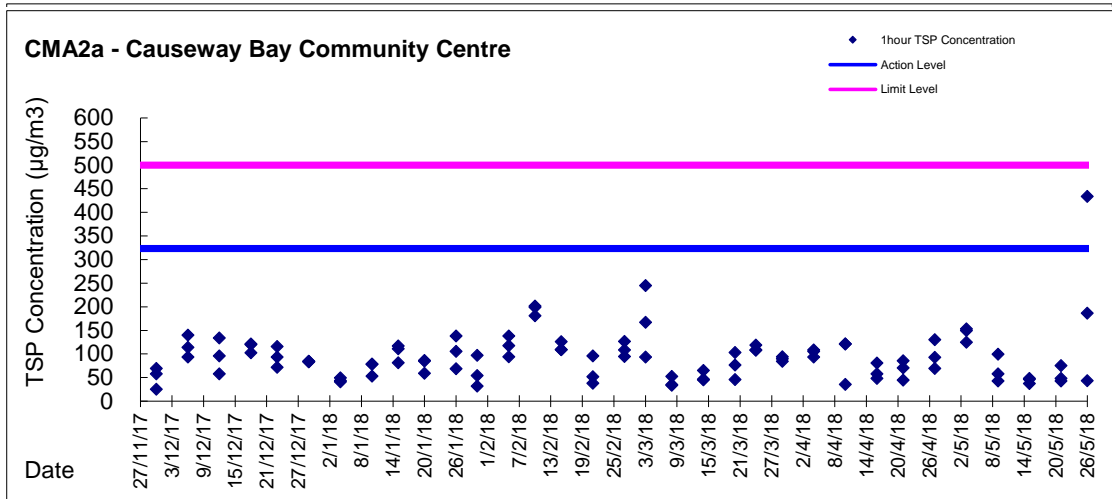
Date	Sampling Time	Weather Condition	Filter paper no.	Filter Weight, g		Elapse Time, hr		Sampling Time, hr	Flow Rate, m^3/min			Total Volume, m^3	TSP Level, $\mu\text{g}/\text{m}^3$
				Initial	Final	Initial	Final		Initial, Q_{si}	Final, Q_{sf}	Average		
3-May-18	8:08	Cloudy	25412	2.6812	2.6916	22269.86	22270.86	1.00	1.44	1.44	1.44	86	120.7
3-May-18	9:52	Cloudy	25408	2.6732	2.6824	22270.86	22271.86	1.00	1.44	1.44	1.44	86	106.8
3-May-18	10:56	Cloudy	25405	2.6738	2.6806	22271.86	22272.86	1.00	1.38	1.38	1.38	83	82.2
9-May-18	10:00	Rainy	25539	2.6769	2.6844	22296.86	22297.86	1.00	1.37	1.37	1.37	82	91.2
9-May-18	13:00	Rainy	25536	2.7075	2.7161	22297.86	22298.86	1.00	1.37	1.37	1.37	82	104.6
9-May-18	14:03	Rainy	25533	2.6781	2.6846	22298.86	22299.86	1.00	1.37	1.37	1.37	82	79.0
15-May-18	8:20	Fine	25070	2.6269	2.6281	22323.86	22324.86	1.00	1.42	1.42	1.42	85	14.1
15-May-18	10:23	Fine	25618	2.6862	2.6876	22324.86	22325.86	1.00	1.42	1.42	1.42	85	16.5
15-May-18	13:00	Fine	25645	2.6655	2.6692	22325.86	22326.86	1.00	1.42	1.42	1.42	85	43.5
21-May-18	8:32	Fine	25666	2.6535	2.6622	22350.86	22351.86	1.00	1.33	1.33	1.33	80	108.7
21-May-18	10:39	Fine	25743	2.6636	2.6672	22351.86	22352.86	1.00	1.33	1.33	1.33	80	45.0
21-May-18	13:34	Fine	25749	2.6714	2.6742	22352.86	22353.86	1.00	1.33	1.33	1.33	80	35.0
26-May-18	8:50	Cloudy	25528	2.6938	2.6974	22377.86	22378.86	1.00	1.36	1.36	1.36	81	44.2
26-May-18	9:57	Cloudy	25526	2.6679	2.6713	22378.86	22379.86	1.00	1.36	1.36	1.36	81	41.7
26-May-18	11:00	Cloudy	25308	2.6932	2.6969	22379.86	22380.86	1.00	1.36	1.36	1.36	81	45.4



Graphic Presentation of 1 hour TSP Result

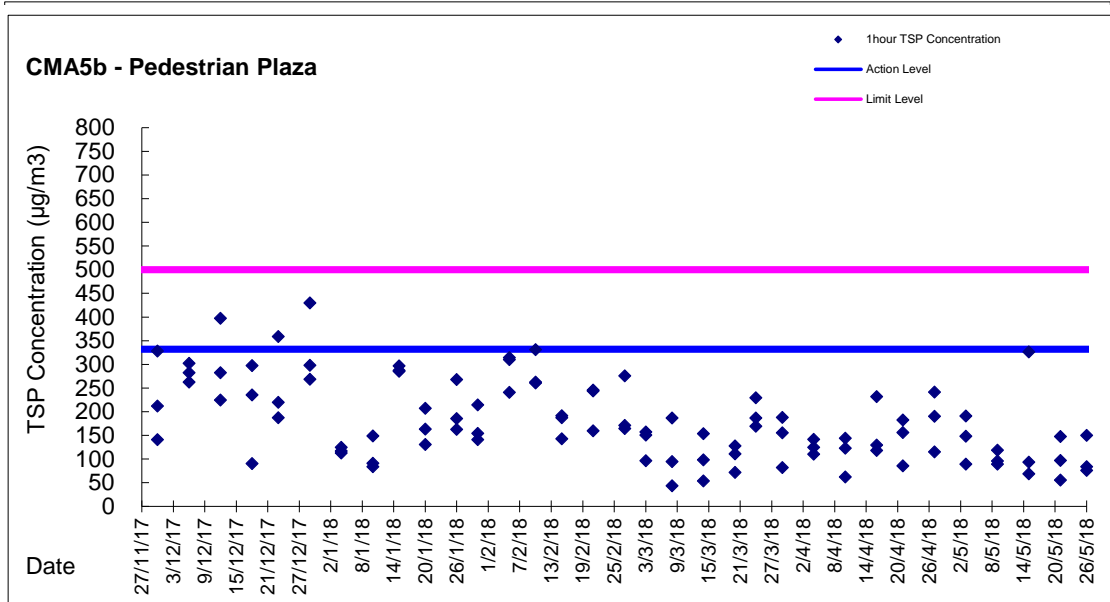


Graphic Presentation of 1 hour TSP Result

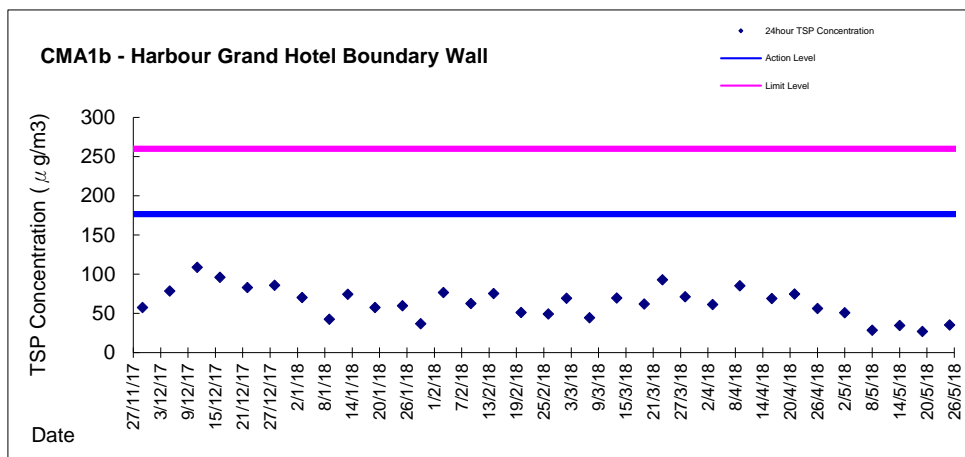
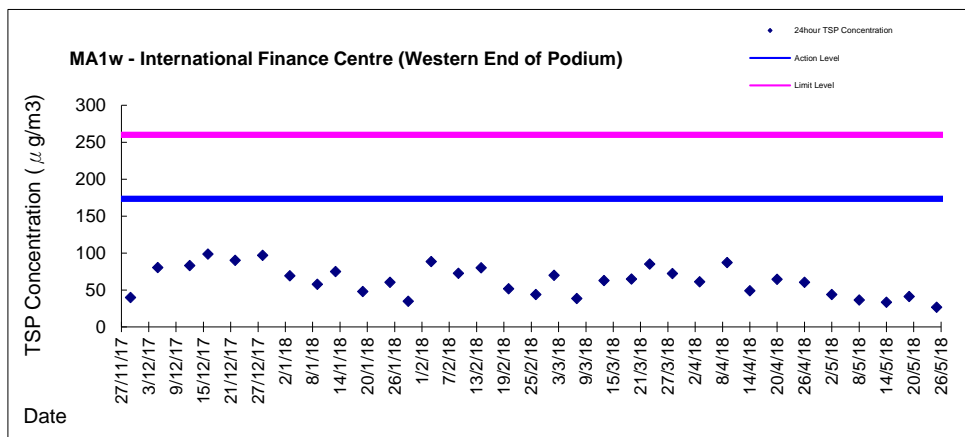
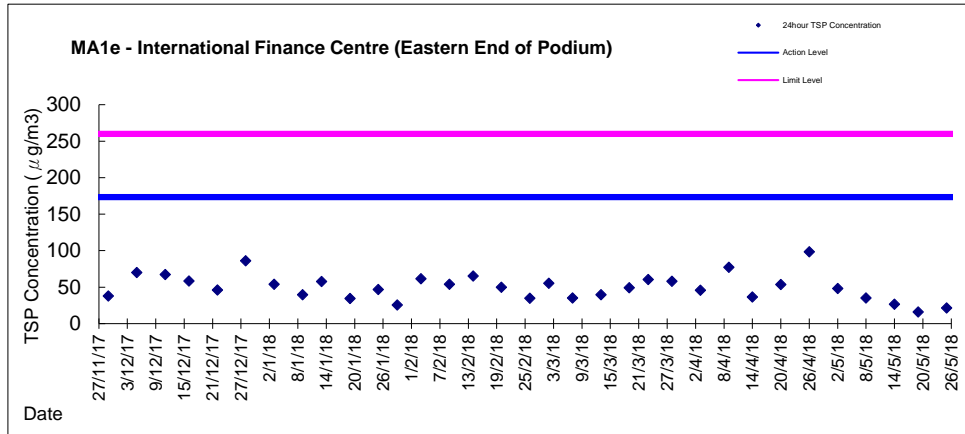




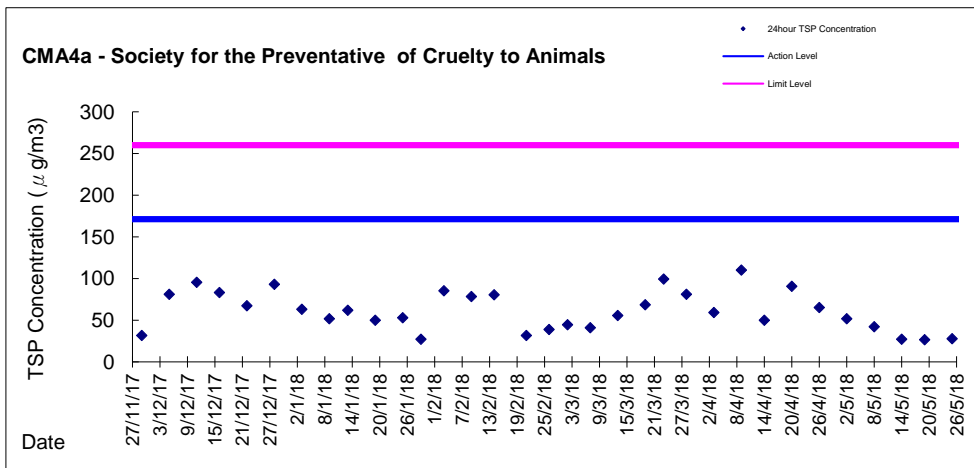
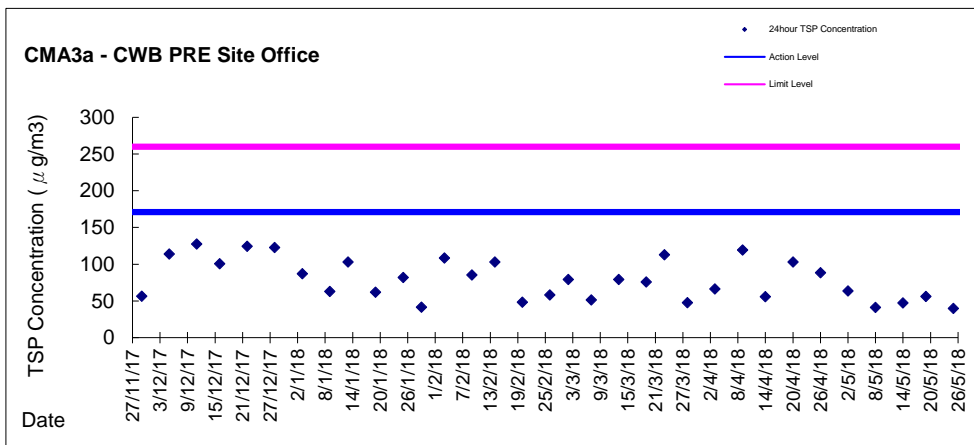
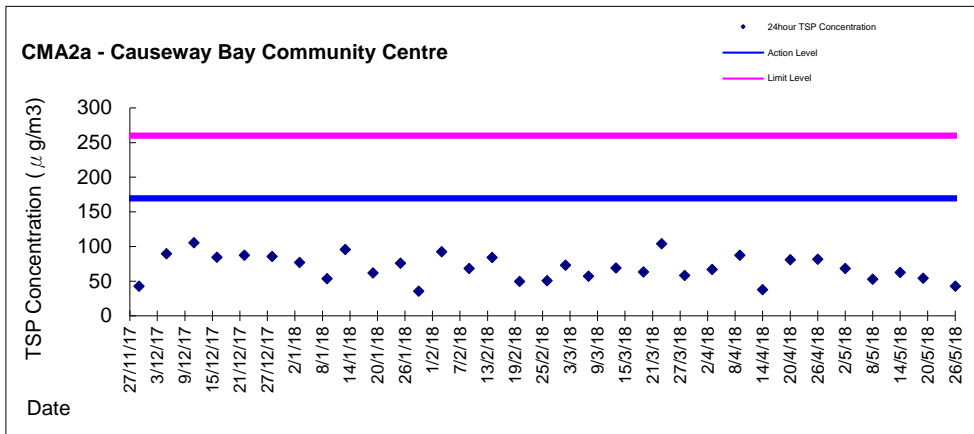
Graphic Presentation of 1 hour TSP Result



Graphic Presentation of 24 hour TSP Result



Graphic Presentation of 24 hour TSP Result



Graphic Presentation of 24 hour TSP Result

